



Statue Match Up

Match each statue element to a full statue found in or near downtown Edmond.


Pg 1



Statue Match Up

Match each statue element to a full statue found in or near downtown Edmond.

Pg 2



Statue Match Up

Match each statue element to a full statue found in or near downtown Edmond.

Pg 3



Statue Match Up

Match each statue element to a full statue found in or near downtown Edmond.

Pg 4

